

Second Grade Blizzard Bag

Day 2



Boys and girls, today we are taking our learning on the road. Below are activities for you to complete. Don't forget to do your best work! Please print out the pages that need to be completed and bring them back to school no later than one week from today. Enjoy your snow day!

- Language Arts
 - Read the story "Snow Flowers" by Anita Amin and complete the activities that go with the story
 - Read with a snuggly friend

- Math
 - Ship Shape subtraction

- Social Studies
 - Reading a timeline- complete activities

Name: _____

Snow Flowers

by Anita Amin

One snowy afternoon, Mom picked up Eve from school. When they reached home, they raced inside.

"Snow, snow, snow." Mom stomped her boots and shook snow off of them. "I'm tired of snow. I miss sunshine. I miss flowers. I miss birds."

"I know," Eve said. She dropped her book bag on the floor. "But I love snow. I think I'll play outside for a while." She ran back outside.



Eve had fun in the snow with her friends. They threw snowballs. They built snow forts. They made snowmen. They even went sledding.

Then Eve felt cold and came back inside.

"Here you go," Mom said. She handed Eve a mug of hot chocolate.

"I love hot chocolate!" Eve took a sip and smiled.

Mom smiled and left.

Mom always takes care of me, Eve thought. I wish I could give her a gift.

But Eve didn't know what to give Mom. Eve couldn't give sunshine. And there were no flowers outside to pick. And she didn't have money to buy a bird.

Eve had an idea. She took out a sheet of white paper. Then Eve opened her pencil box, took out a sharp pencil, and began to draw flowers on the paper.

She smiled and said, "I can give Mom flowers after all!"

Next, she painted some of the flowers orange, some red, and some yellow. She cut them out.

Next, Eve found some drinking straws with green stripes. "These will make good stems." Eve taped a straw to the back of each flower. Finally, Eve tied a ribbon around the stems.

She carried the flowers to Mom.

"Why, these are the loveliest flowers I've ever seen!" Mom put them in a vase near a window. "They even make the snow seem cheery!"

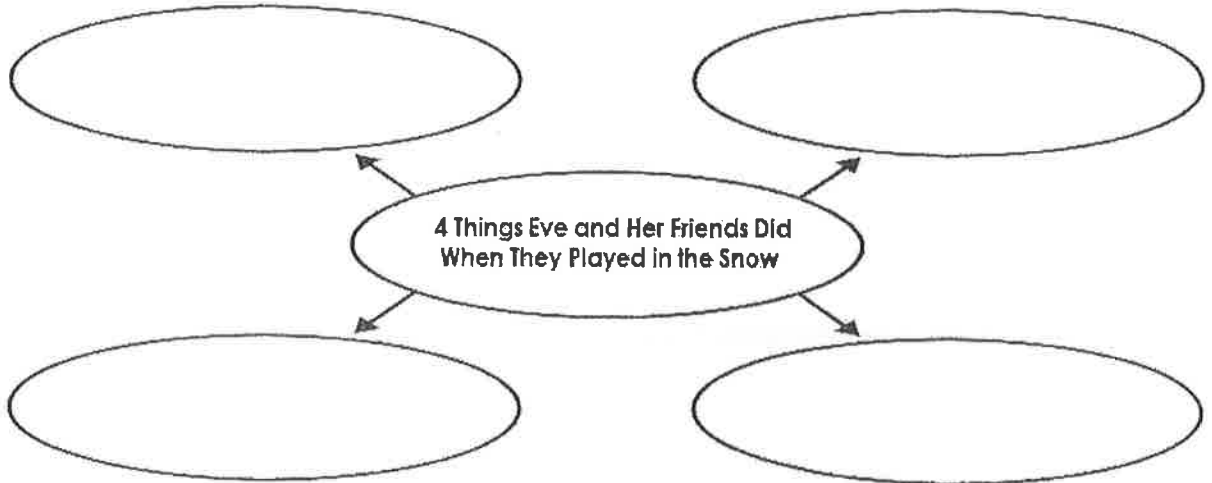
Name: _____

Snow Flowers

by Anita Amin



1. Complete the graphic organizer.



2. Circle the things Eve used to make the flowers.
Cross out the things that Eve did not use.

markers	paper	pencil	ribbon
straws	dry pasta	paint	string

3. Where did Eve's mom put the flowers?
- a. by the window
 - b. next to her bed
 - c. on the kitchen table
 - d. outside by the snowman
4. Which sentence about Eve's mom is probably true?
- a. Winter is her favorite season.
 - b. She likes warm weather.
 - c. She likes to play outside with Eve.
 - d. She enjoys watching the snow fall.

Name: _____

Snow Flowers

by Anita Amin



Draw straight lines to match each vocabulary word on the left with the definition on the right.

- | | | |
|------------|---|-----------------------------------|
| 1. raced | • | • thin tubes for drinking |
| 2. mug | • | • happy and cheerful |
| 3. straws | • | • banged your feet in a noisy way |
| 4. crayons | • | • cup for hot drinks |
| 5. cheery | • | • hurried; rushed |
| 6. stomped | • | • sticks made of colored wax |

Name _____

Shipshape Subtraction


Solve the facts on the flag.
Color by the code.



Color Code
5 = red
6, 9 = black
3, 7, 8 = yellow

What did pirates call their skull-and-crossbones flag?

8 5 4 6 2 9 9 3 1 2 7 4 1



Solve the riddle.

Subtract. Match the letters to the numbered lines above.

E	G	H	J	L	O	R	T	Y
13	11	12	14	15	10	5	16	9
$\begin{array}{r} 13 \\ -9 \\ \hline \end{array}$	$\begin{array}{r} 11 \\ -4 \\ \hline \end{array}$	$\begin{array}{r} 12 \\ -7 \\ \hline \end{array}$	$\begin{array}{r} 14 \\ -8 \\ \hline \end{array}$	$\begin{array}{r} 15 \\ -6 \\ \hline \end{array}$	$\begin{array}{r} 10 \\ -8 \\ \hline \end{array}$	$\begin{array}{r} 5 \\ -4 \\ \hline \end{array}$	$\begin{array}{r} 16 \\ -8 \\ \hline \end{array}$	$\begin{array}{r} 9 \\ -6 \\ \hline \end{array}$

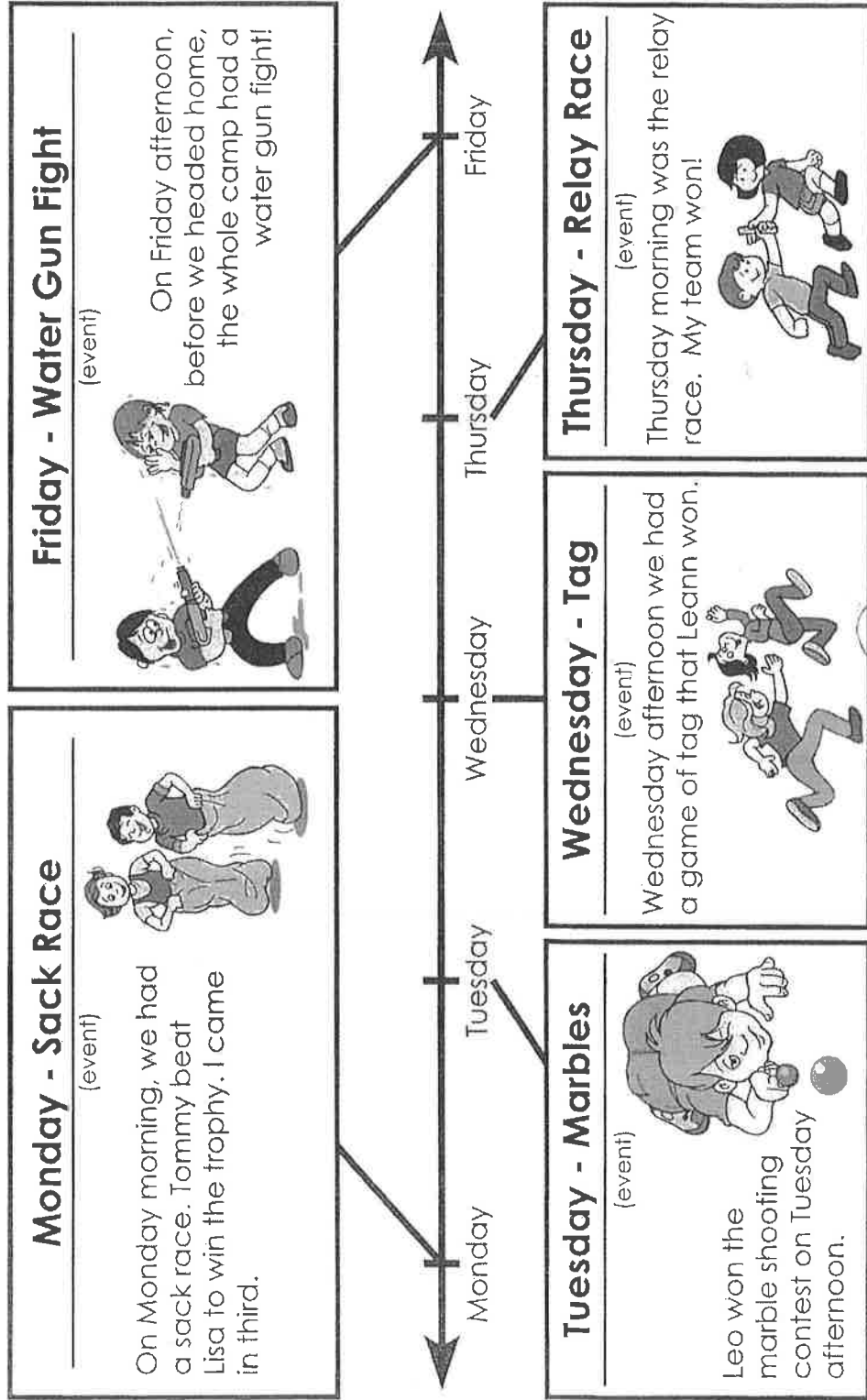
Name: _____

Reading a Timeline

A timeline is a type of chart that shows events in the order they happen. Some timelines show basic information, like dates or times. Others describe each event on the timeline or have pictures to show what happened at each event.

Elise attended a 5-day summer camp. She made a timeline to show which activities she participated in.

My Week at Summer Camp



Use the time line above to answer the questions on the next page. ✖

Name: _____



Summer Camp Timeline

Comprehension Questions

1. On which day of the week did Elise play tag? _____
2. Which did Elise do first: participate in the water gun fight or run a relay race? _____
3. What did Elise do the day after the sack race? _____
4. Who won the sack race? _____
5. Did Elise win the marble shooting contest? _____
6. What did Elise do on the third day at camp? _____
7. Tell whether each sentence is true or false. Write **T** or **F** on each line.

_____ Elise's team won the relay race after Elise participated in the sack race.

_____ Elise played marbles three days before the water gun fight.

_____ Two days after she played marbles, Elise played tag.

_____ Elise beat Leann in a game of tag.

_____ Three days before the relay race, Elise played marbles.